



FIBER OPTIC TERMINAL BOX TWN-FODB02



Features

- 16 connector bulkheads, (SC/ACP bulkheads standard)
- High impact PC plastic
- Accommodates Up to 1X16 PLC splitters.
- Anti-UV & Ultra violet protection
- Weather resistant enclosure
- Up to 12 fusion splices
- Up to 16 fiber drops
- 2 inlet ports
- Wall and pole mountable (Pole strap included)
- Shrink tube and mounting hardware included



Pole Mounted

Applications

- Metro E
- PON/RFOG drop termination
- Telecommunication networks
- CATV networks
- Data communications networks



Wall Mounted

Dimensions

Model	Fiber Count	Size
TWN-FODB02	12	10.24" (H) x 12.60" (W) x 3.5 (D) 260mm (H) x 320mm (W) x90mm (D)

Packing information


Model	N.W. kg/pcs	Dimension of outer Carton Inches (mm)	G.W of outer Carton (kg/carton)	No of Products (pcs/carton)
TWN-FODB02	4 lbs 1.85 kg	21.7" x 14.0" X 24.4" (550 x 355 x 620)	42 lbs 19.5 kg	10

Installation of TWN-FODB02


1. Insert cable in the enclosure as shown.




2. Connect the cable with then splitter input cable by fusion splicing or mechanical splicing.




3. Install the 1x8 or 1x16 splitter in the location shown below



4. Connect splitter ribbon fibers with output pigtails as shown below




5. Install the pigtails into the fiber retaining clamps.




6. Route the output pigtail fibers to the other side of the enclosure, and insert fiber connectors into the bulkhead as shown below



7. Insert optical drop cables to the outlet holes, then seal the holes to provide a water tight seal.



8. Installed the connectors from the drop cables into the bulkhead connector of drop cable



9. Close the cover, the installation is finished.



Part Number Ordering Matrix

TWN-FODB02 - Fiber Termination Enclosure (16 Ports)

Customer: _____

Created By: _____ Order Date: _____

ORDERING MATRIX

January 18, 2018

Position	1	2	3	4	5	6	7	8	9	10	11	12	13	14
PART NUMBER	T	W	N	-	F	O	D	B	0	2	-	0	0	X

14

OPTICAL CONNECTOR TYPE

1 = SC/APC (Standard)

2 = SC/UPC

3 = FC/APC

4 = FC/UPC

5 = LC/APC

6 = LC/UPC

NOTES:



ACI Communications, Inc.
23307 66th Avenue South
Kent, WA 98032

Rev D 04-19-2018 Printed in U.S.A.
ACI Communications, Inc. reserves the right to discontinue the manufacture or change specifications without prior notice on any parts illustrated in this data sheet. Registered trademarks are the property of their respective owners.