



ACION 210



ACION 210 W/WDM

ACION 210

1002 MHz Indoor Optical Nodes

ACI's ACION 210 is one of the smallest fully featured bi-directional nodes on the market. The optical receiver has an amazing high output level of 22 dBmV at a 0 dBm optical input. With LED's for power on, laser on, and optical power, forward and reverse -20 dB test points, input and output optical level test points, this node has all of the setup features that are included in a conventional node in a housing the size of a standard drop amplifier. This node also offers a complete selection of reverse transmitter options including 1310 nm or 1550 nm DFB, DFB CWDM (1471 to 1611 nm) and a 1550 nm DFB with an internal WDM.

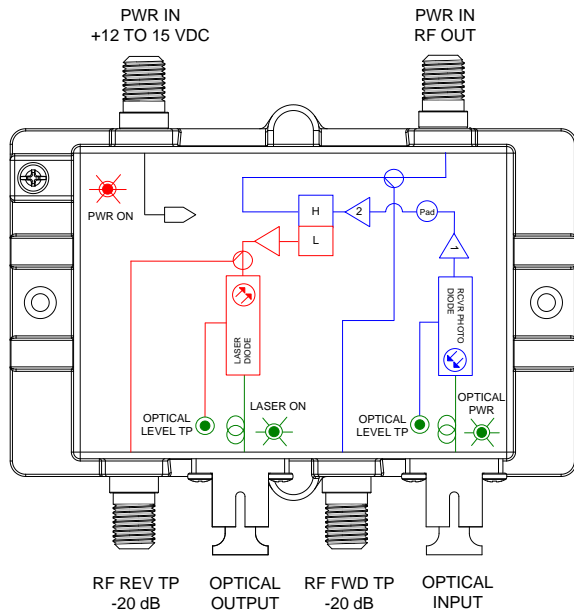
Features

- Forward 54-1002 MHz/Reverse 5 to 42 or 55 or 65 MHz
- DFB & DFB CWDM transmitters available
- Forward and reverse -20 dB RF & 1 V/mW input/output optical test points
- Forward receiver operates at -6 to +2 dBm optical input and from 1200 to 1600 nm wavelength
- 1 fiber input version with a built-in 1310/1550 WDM is available

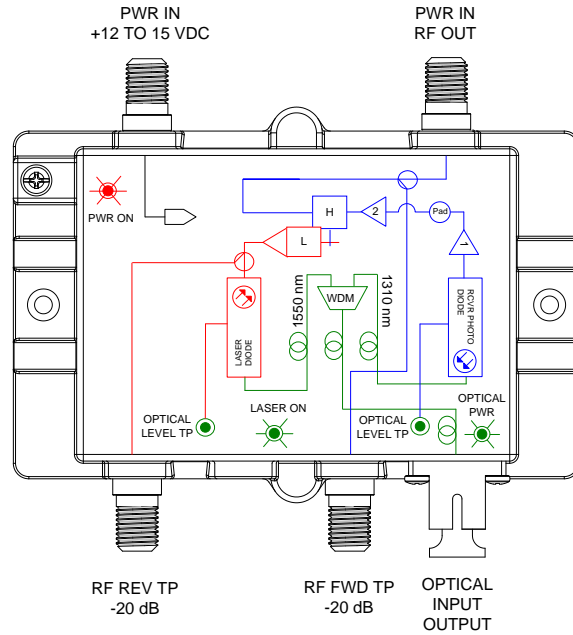
Applications

- RF reverse upstream insertion port for applications such as distance learning, live events coverage, and security or traffic monitoring
- Cost effective for use in high density application such as business parks, hospitals, schools/universities, PEG and MDU applications
- Perfect for high security LAN network applications

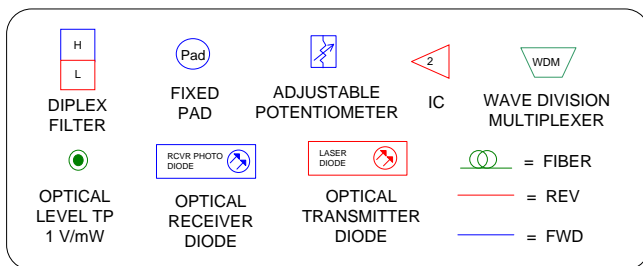
ACION 210 1002 MHz INDOOR OPTICAL NODE



ACION 210 W/WDM 1002 MHz INDOOR OPTICAL NODE



Legend



Station Parameters: Forward Path			
General Performance	Conditions	Units	Specifications
Bandwidth		MHz	54 to 1002
Flatness	Worst Case	±dB	0.5
Impedance		Ohm	75
RF return loss	Worst Case	-dB	17
RF test point	Directional coupler	-dBc	20.0 ±0.5
Optical test point		V/mW	1.0 ±0.1
RF output level		dBmV	20
Carrier-Noise-Ratio (CNR)	@ -1 dBm Optical input	dB	>51
Composite Triple Beat (CTB)	OMI=3.4% 78 channels	-dBc	<65
Composite Second Order (CSO)	loading +450 digital	-dBc	<65
Cross Modulation (XMOD)		-dBc	<65
Optical Parameters			
Optical receive power		dBm	-6 to +2
Wavelength		nm	1200 to 1611
Station Parameters: Reverse Path			
General Performance	Conditions	Units	Specifications
Bandwidth		MHz	5 to 42
RF input level		dBmV	20
Flatness	Worst Case	±dB	0.75
Impedance		Ohm	75
RF return loss	Worst Case	-dB	17
RF test point	Directional coupler	-dB	20.00 ±0.75
Optical test point		V/mW	1.0 ±0.1
Link Performance			
Type of transmitter		N / A	DFB
Reverse channel loading	@ -4 dB with standard receiver	N / A	T7 - T12
CNR	Worst Case	dB	>55
DTO (FP) CTB (DFB)	Worst Case	-dBc	<55
DSO (FP) CSO (DFB)	Worst Case	-dBc	<51
Environmental			
Operating temperature		°F (°C)	-40 to 140 (-40 to +60)
DC voltage input range		VDC	12 to 15
Power consumption		Watts	3.1
RF ports surge protection	A3 ring wave	KV	6
Transformer port surge protection	B3 combination wave	KV	6
RF output stability over temperature		±dB	2
Physical			
Optical connectors	SC/APC standard	N/A	SC/APC, SC/UPC, FC/APC, or FC/UPC
LED's		N/A	Power on & Optical input power & Laser on
Dimensions (H X W X D)		In, (cm)	5 X 4.8 X 1.5 (12.7 X 12.1 X 3.8)
Weight		lbs. (kg)	2.2 (1.0)

Confidential

Information contained in this document is subject to change without notice.

Revision date: 4/5/2019

ACION 210 Configuration Sheet

Customer: _____

Created By: _____ Order Date: _____

ORDERING MATRIX

April 5, 2019

Position	1	2	3	4	5	6	7	8	9	10
PART NUMBER	A	2	1	0	-	4				

2-3-4 **CONFIGURATION** 9
 210 = Transmitter and Receiver 1002 MHz

6 **DIPLEX FREQUENCY SPLIT**
 4 = 42/53 1002 MHz

7 **OPTICAL CONNECTOR TYPE**
 1 = SC/APC (Standard)
 2 = SC/UPC
 3 = FC/APC
 4 = FC/UPC 10

8 **TRANSMITTER TYPE FP & DFB**
 J = Uncooled 1310 nm DFB (1.0 mW)
 B = Uncooled 1310 nm DFB (3.0 mW)
 C = Uncooled 1550 nm DFB (2.0 mW)
 E = Uncooled 1550 nm DFB (2.0 mW) w / WDM

TRANSMITTER TYPE DFB CWDM
 A = Uncooled 1471 nm DFB CWDM (2.0 mW)
 G = Uncooled 1491 nm DFB CWDM (2.0 mW)
 V = Uncooled 1511 nm DFB CWDM (2.0 mW)
 L = Uncooled 1531 nm DFB CWDM (2.0 mW)
 W = Uncooled 1551 nm DFB CWDM (2.0 mW)
 M = Uncooled 1571 nm DFB CWDM (2.0 mW)
 N = Uncooled 1591 nm DFB CWDM (2.0 mW)
 T = Uncooled 1611 nm DFB CWDM (2.0 mW)

TRANSFORMER TYPE
 0 = None
 1 = North America
 2 = International/Europe
 3 = Japan
 4 = Australia
 5 = Argentina
 X = Other (Contact Product Management)

CUSTOM FEATURE
 0 = None
 X = Determined by Product Management

NOTES:



ACI Communications, Inc.
 23307 66th Avenue South
 Kent, WA 98032

Rev E 4-5-2019 Printed in U.S.A.
 ACI Communications, Inc. reserves the right to discontinue the manufacture or change specifications without prior notice on any parts illustrated in this data sheet. Registered trademarks are the property of their respective owners